

**TERMINOLOGY**

- CIP-1 - CONTROLLER INSPECTION PUSH BUTTONS
- DA - DOWN DIRECTION ARROW
- UA - UP DIRECTION ARROW
- DIPB - DOWN INSPECTION PUSH BUTTON
- UIPB - UP INSPECTION PUSH BUTTON
- RPS - RESERVE
- BZ - BUZZER
- GN - GENERATOR OPERATION
- HBM - HALL LIFT CANCEL
- NV - 3 PHASE FAILURE/SEQUENCE
- ORF - ONE FLOOR RUN
- 30b - NUDGING/BUSY
- RGN - RELAY GENERATOR FOR GROUP
- R94 - RELAY HALL FIREFIGHTER KEY FOR GROUP
- SDO - DOOR OPEN AND HALL CALLS CANCELING
- ISS - INSPECTION SWITCH CONTROLLER
- P7 - INTERLOCKES RELEASE P.B
- TFR - TWO FLOOR RUN
- RF - FAILURE RELAY INDICATION
- MB - MOTOR BRAKE
- PS/SS - RESERVE FOR SHABAT
- ZFR - ZERO FLOOR RUN
- O -H05 - OPEN DOOR CONTACTOR
- C -H06 -CLOSE DOOR CONTACTOR
- U -H01 -UP CONTACTOR
- D -H02 -DOWN CONTACTOR
- F -H03 -FAST SPEED CONTACTOR
- S -H04 -SLOW SPEED CONTACTOR

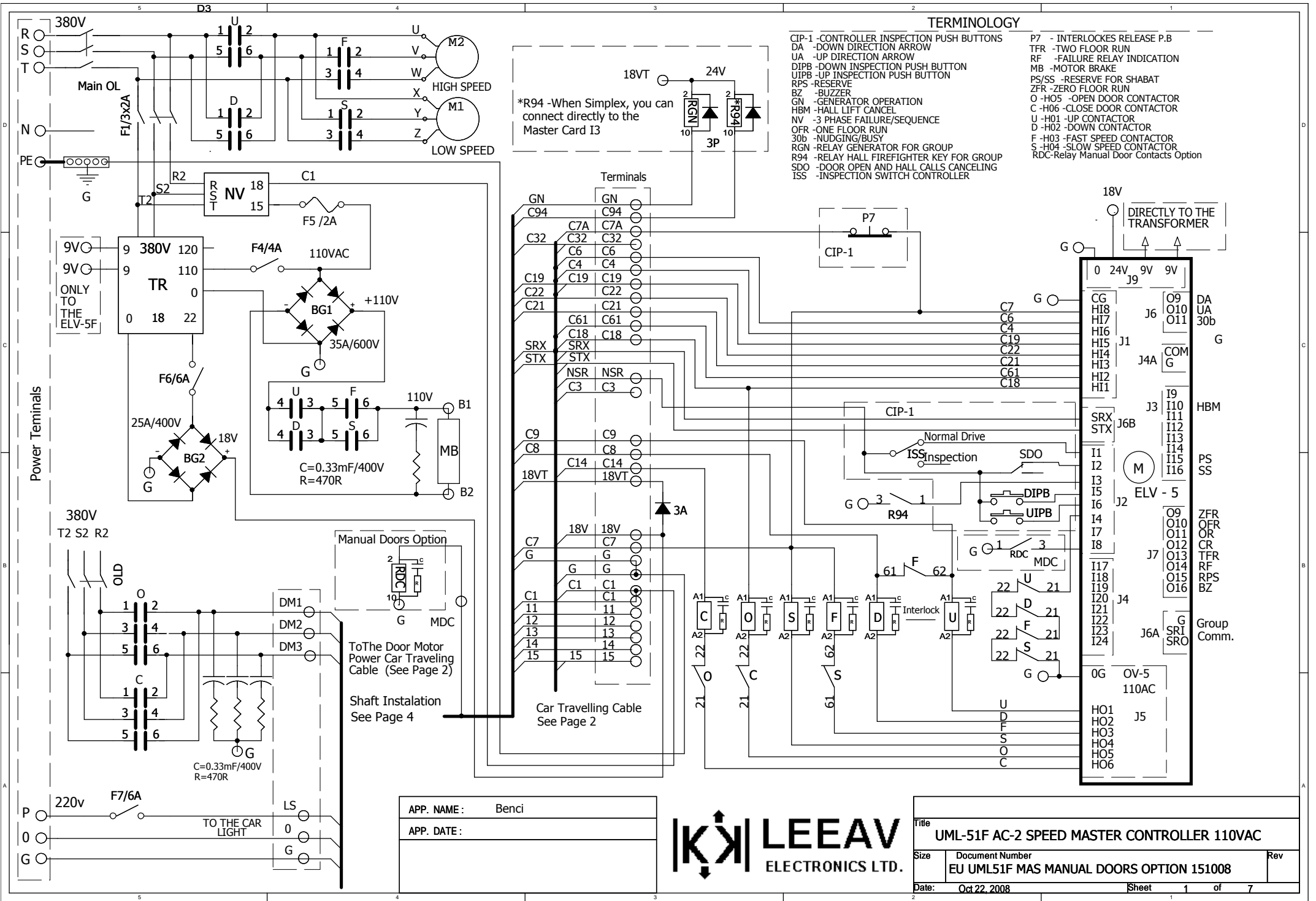
\*R94 -When Simplex, you can connect directly to the Master Card I3

APP. NAME : Benci

APP. DATE :



Title <b>UML-51F AC-2 SPEED MASTER CONTROLLER 110VAC</b>		
Size	Document Number <b>EU UML51F MASTER AUTOMATIC DOORS 260307</b>	Rev
Date:	Oct 22, 2008	Sheet 1 of 7



### TERMINOLOGY

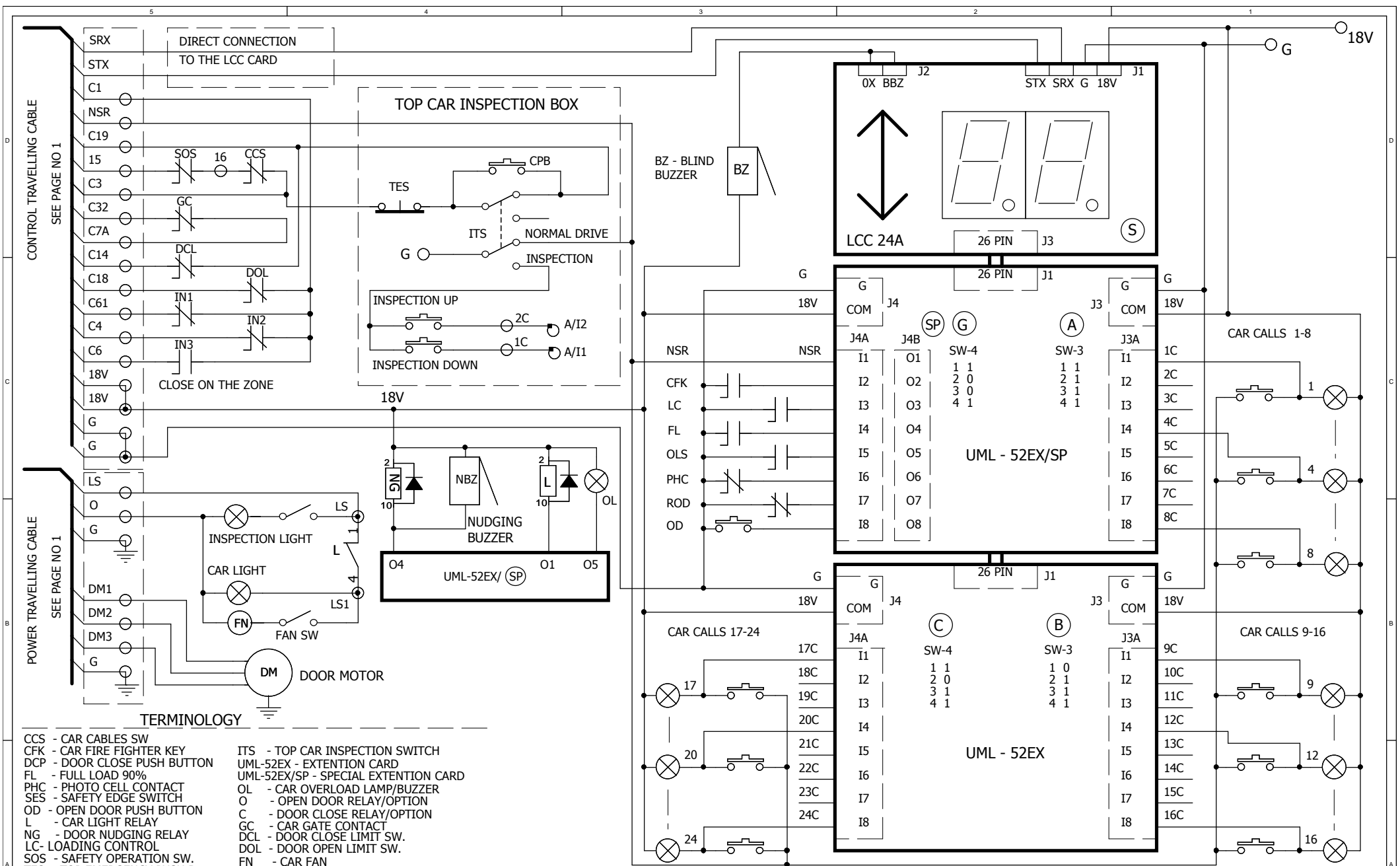
- CIP-1 - CONTROLLER INSPECTION PUSH BUTTONS
- DA - DOWN DIRECTION ARROW
- UA - UP DIRECTION ARROW
- DIPB - DOWN INSPECTION PUSH BUTTON
- UIPB - UP INSPECTION PUSH BUTTON
- RPS - RESERVE
- BZ - BUZZER
- GN - GENERATOR OPERATION
- HBM - HALL LIFT CANCEL
- NV - 3 PHASE FAILURE/SEQUENCE
- OFR - ONE FLOOR RUN
- 30b - NUDGING/BUSY
- RGN - RELAY GENERATOR FOR GROUP
- R94 - RELAY HALL FIREFIGHTER KEY FOR GROUP
- SDO - DOOR OPEN AND HALL CALLS CANCELING
- ISS - INSPECTION SWITCH CONTROLLER
- P7 - INTERLOCK RELEASE P.B
- TFR - TWO FLOOR RUN
- RF - FAILURE RELAY INDICATION
- MB - MOTOR BRAKE
- PS/SS - RESERVE FOR SHABAT
- ZFR - ZERO FLOOR RUN
- O - H05 - OPEN DOOR CONTACTOR
- C - H06 - CLOSE DOOR CONTACTOR
- U - H01 - UP CONTACTOR
- D - H02 - DOWN CONTACTOR
- F - H03 - FAST SPEED CONTACTOR
- S - H04 - SLOW SPEED CONTACTOR
- RDC - Relay Manual Door Contacts Option

\*R94 - When Simplex, you can connect directly to the Master Card I3

APP. NAME :	Benci
APP. DATE :	



Title		
UML-51F AC-2 SPEED MASTER CONTROLLER 110VAC		
Size	Document Number	Rev
	EU UML51F MAS MANUAL DOORS OPTION 151008	
Date:	Oct 22, 2008	Sheet 1 of 7



CONTROL TRAVELLING CABLE  
SEE PAGE NO 1

POWER TRAVELLING CABLE  
SEE PAGE NO 1

**TERMINOLOGY**

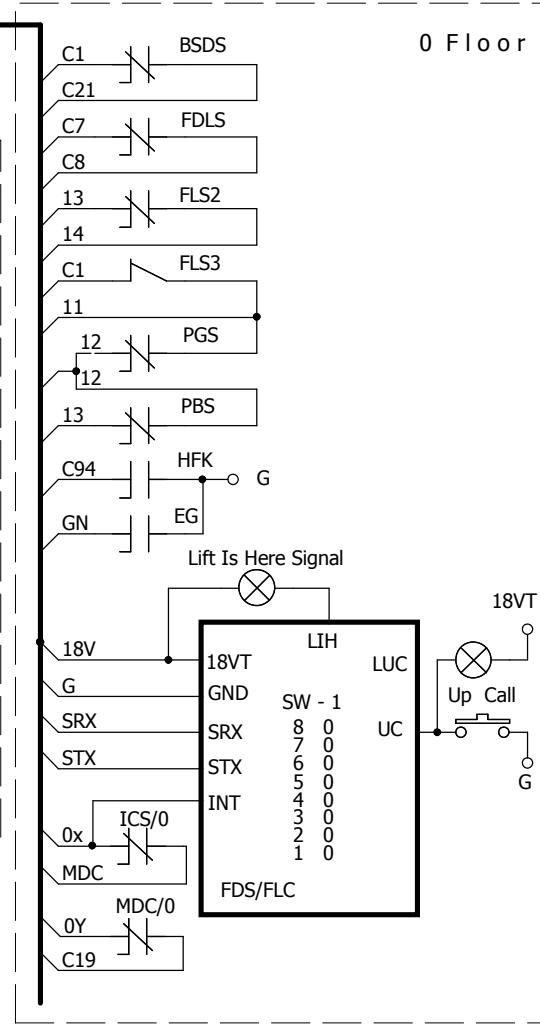
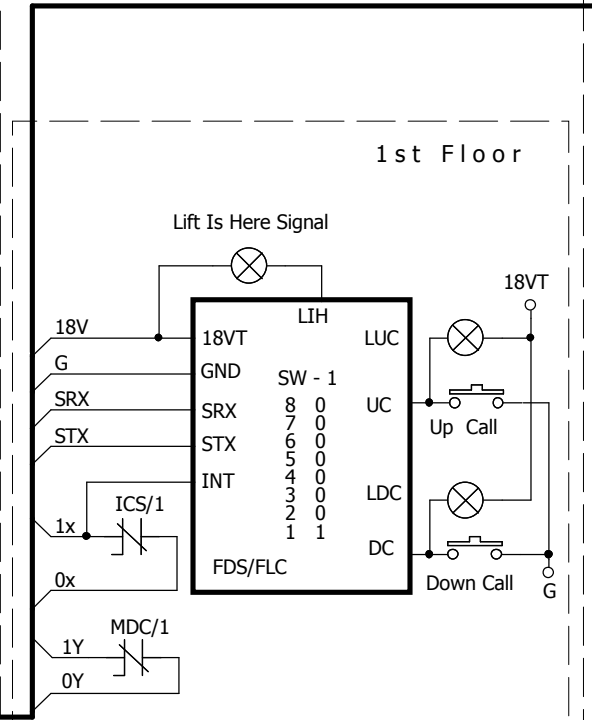
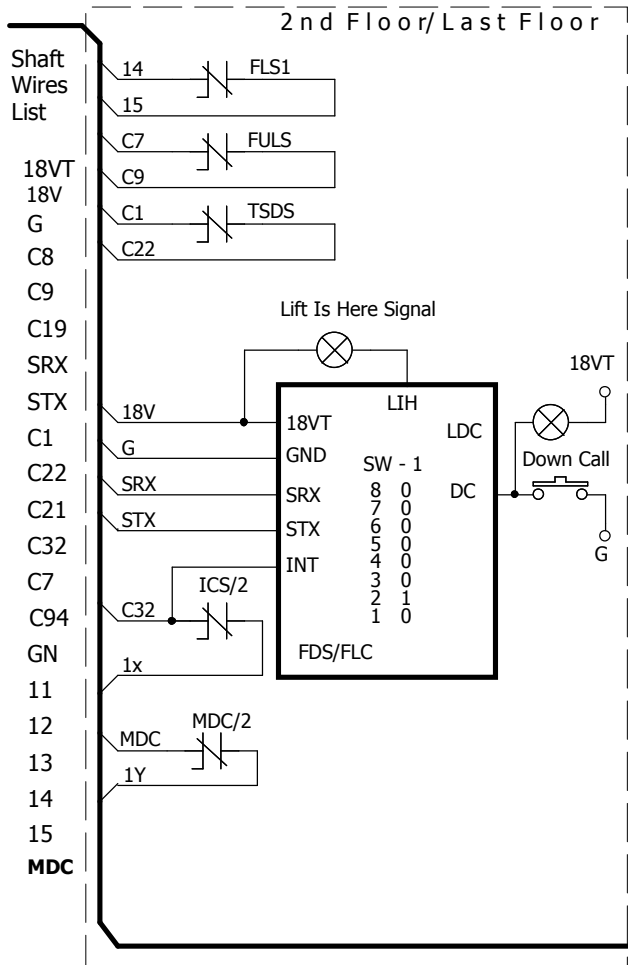
- CCS - CAR CABLES SW
- CFK - CAR FIRE FIGHTER KEY
- DCP - DOOR CLOSE PUSH BUTTON
- FL - FULL LOAD 90%
- PHC - PHOTO CELL CONTACT
- SES - SAFETY EDGE SWITCH
- OD - OPEN DOOR PUSH BUTTON
- L - CAR LIGHT RELAY
- NG - DOOR NUDGING RELAY
- LC - LOADING CONTROL
- SOS - SAFETY OPERATION SW.
- TES - TOP EMERGENCY PUSH B.
- OLS - OVER LOAD 110%
- CPB - COMMON PUSH BUTTON
- SP - SPECIAL PORT
- LCC - SLAVE CAR CARD
- IN1 - INDUCTOR SLOW DOWN UP DIRECTION
- IN2 - INDUCTOR SLOW DOWN DOWN DIRECTION
- IN3 - INDUCTOR DOOR ZONE
- ITS - TOP CAR INSPECTION SWITCH
- UML-52EX - EXTENTION CARD
- UML-52EX/SP - SPECIAL EXTENTION CARD
- OL - CAR OVERLOAD LAMP/BUZZER
- O - OPEN DOOR RELAY/OPTION
- C - DOOR CLOSE RELAY/OPTION
- GC - CAR GATE CONTACT
- DCL - DOOR CLOSE LIMIT SW.
- DOL - DOOR OPEN LIMIT SW.
- FN - CAR FAN

APP. NAME :	Benci
APP. DATE :	



Title		
<b>UML-51F CAR INSTALATION AC-2 SPEED</b>		
Size	Document Number	Rev
A4	<b>EU UML-51F CAR INSTALATION 260307</b>	
Date:	Oct 22, 2008	Sheet 2 of 7

Note: SW-1/7 ON THE FLC/FDS CARDS, IS FOR BACK SIDE OF THE SHAFT ONLY FOR SELECTIVE DOOR TYPE.  
SW-1/8 ON THE FLC/FDS CARDS, IS NOT IN USE.



Floor No Sw: 1 2 3 4 5 6 7 8

47 Floor	1	1	1	1	0	1	0	0
46 Floor	0	1	1	1	0	1	0	0
45 Floor	1	0	1	1	0	1	0	0
44 Floor	0	0	1	1	0	1	0	0
43 Floor	1	1	0	1	0	1	0	0
42 Floor	0	1	0	1	0	1	0	0
41 Floor	1	0	0	1	0	1	0	0
40 Floor	0	0	0	1	0	1	0	0
39 Floor	1	1	1	0	0	1	0	0
38 Floor	0	1	1	0	0	1	0	0
37 Floor	1	0	1	0	0	1	0	0
36 Floor	0	0	1	0	0	1	0	0
35 Floor	1	1	0	0	0	1	0	0
34 Floor	0	1	0	0	0	1	0	0
33 Floor	1	0	0	0	0	1	0	0
32 Floor	0	0	0	0	1	0	0	0
31 Floor	1	1	1	1	1	0	0	0
30 Floor	0	1	1	1	1	0	0	0
29 Floor	1	0	1	1	1	0	0	0
28 Floor	0	0	1	1	1	0	0	0
27 Floor	1	1	0	1	1	0	0	0
26 Floor	0	1	0	1	1	0	0	0
25 Floor	1	0	0	1	1	0	0	0
24 Floor	0	0	0	1	1	0	0	0
23 Floor	1	1	1	0	1	0	0	0
22 Floor	0	1	1	0	1	0	0	0
21 Floor	1	0	1	0	1	0	0	0
20 Floor	0	0	1	0	1	0	0	0
19 Floor	1	1	0	0	1	0	0	0
18 Floor	0	1	0	0	1	0	0	0
17 Floor	1	0	0	0	1	0	0	0
16 Floor	0	0	0	0	1	0	0	0
15 Floor	1	1	1	1	0	0	0	0
14 Floor	0	1	1	1	0	0	0	0
13 Floor	1	0	1	1	0	0	0	0
12 Floor	0	0	1	1	0	0	0	0
11 Floor	1	1	0	1	0	0	0	0
10 Floor	0	1	0	1	0	0	0	0
9 Floor	1	0	0	1	0	0	0	0
8 Floor	0	0	0	1	0	0	0	0
7 Floor	1	1	1	0	0	0	0	0
6 Floor	0	1	1	0	0	0	0	0
5 Floor	1	0	1	0	0	0	0	0
4 Floor	0	0	1	0	0	0	0	0
3 Floor	1	1	0	0	0	0	0	0
2 Floor	0	1	0	0	0	0	0	0
1 Floor	1	0	0	0	0	0	0	0
0 Floor	0	0	0	0	0	0	0	0

TERMINOLOGY

- TSDS - TOP SLOW DOWN SW.
- BSDS - BOTTOM SLOW DOWN SW.
- FULS - FAST UP LIMIT SW.
- FDLS - FAST DOWN LIMIT SW.
- FLS3 - PIT SW.
- FLS2 - FINAL LIMIT SW.
- FLS1 - FINAL LIMIT SW.
- ICS - INTERLOCK CONTACTS SWITCHES
- INT - FLOOR INTERLOCKS CHECK
- HFK - HALL FIRE FIGHTER SW.
- EG - EMERGENCY GENERATOR SWITCH
- FDS - FLOOR DISPLAY AND HALL CALLS
- FLC - FLOOR CALLS CARD
- PGS - PIT GOVERNOR SW.
- PBS - PIT BUFFER SW.
- MDC-MANUAL DOOR CONTACTS

APP. NAME : Benci

APP. DATE :



Title: AC-2 SPEED UML-51F SHAFT WITH MANUAL DOOR CONTACTS

Size A4 Document Number EU UML51F SHAFT INSTALATION 151008 Rev

Date: Oct 22, 2008 Sheet 3 of 7

ELV-5F SW-1 DIP Switches Position

1 = ON                      0 = OFF

1) AUTOMATIC HALL DOORS      MANUAL HALL DOORS  
 2) DOOR CLOSE AT PARKING      DOOR OPEN AT PARKING  
 3) HIGH SPEED IN INSPECTION      SLOW SPEED IN INSPECTION  
 4) AUTOMATIC RE LEVELING      WITHOUT RE LEVELING  
 5) PRE OPENING                      WITHOUT PRE OPENING

6) \_\_\_\_\_

7) \_\_\_\_\_

8) \_\_\_\_\_

SWITCH No:	6	7	8
SIMPLEX	0	0	0
LIFT No 1	1	0	0
LIFT No 2	0	1	0
LIFT No 3	1	1	0
LIFT No 4	0	0	1
LIFT No 5	1	0	1
LIFT No 6	0	1	1
LIFT No 7	1	1	1

ELV-5F SW-2 DIP Switches Position

FLOOR No:	1 = ON		0 = OFF				7	8
	1	2	3	4	5	6		
2	1	0	0	0	0	0		
3	0	1	0	0	0	0		
4	1	1	0	0	0	0		
5	0	0	1	0	0	0		
6	1	0	1	0	0	0		
7	0	1	1	0	0	0		
8	1	1	1	0	0	0		
9	0	0	0	1	0	0		
10	1	0	0	1	0	0		
11	0	1	0	1	0	0		
12	1	1	0	1	0	0		
13	0	0	1	1	0	0		
14	1	0	1	1	0	0		
15	0	1	1	1	0	0		
16	1	1	1	1	0	0		
17	0	0	0	0	1	0		
18	1	0	0	0	1	0		
19	0	1	0	0	1	0		
20	1	1	0	0	1	0		
21	0	0	1	0	1	0		
22	1	0	1	0	1	0		
23	0	1	1	0	1	0		
24	1	1	1	0	1	0		
25	0	0	0	1	1	0		
26	1	0	0	1	1	0		
27	0	1	0	1	1	0		
28	1	1	0	1	1	0		
29	0	0	1	1	1	0		
30	1	0	1	1	1	0		
31	0	1	1	1	1	0		
32	1	1	1	1	1	0		
33	0	0	0	0	0	1		
34	1	0	0	0	0	1		
35	0	1	0	0	0	1		
36	1	1	0	0	0	1		
37	0	0	1	0	0	1		
38	1	0	1	0	0	1		
39	0	1	1	0	0	1		
40	1	1	1	0	0	1		
41	0	0	0	1	0	1		
42	1	0	0	1	0	1		
43	0	1	0	1	0	1		
44	1	1	0	1	0	1		
45	0	0	1	1	0	1		
46	1	0	1	1	0	1		
47	0	1	1	1	0	1		
48	1	1	1	1	0	1		

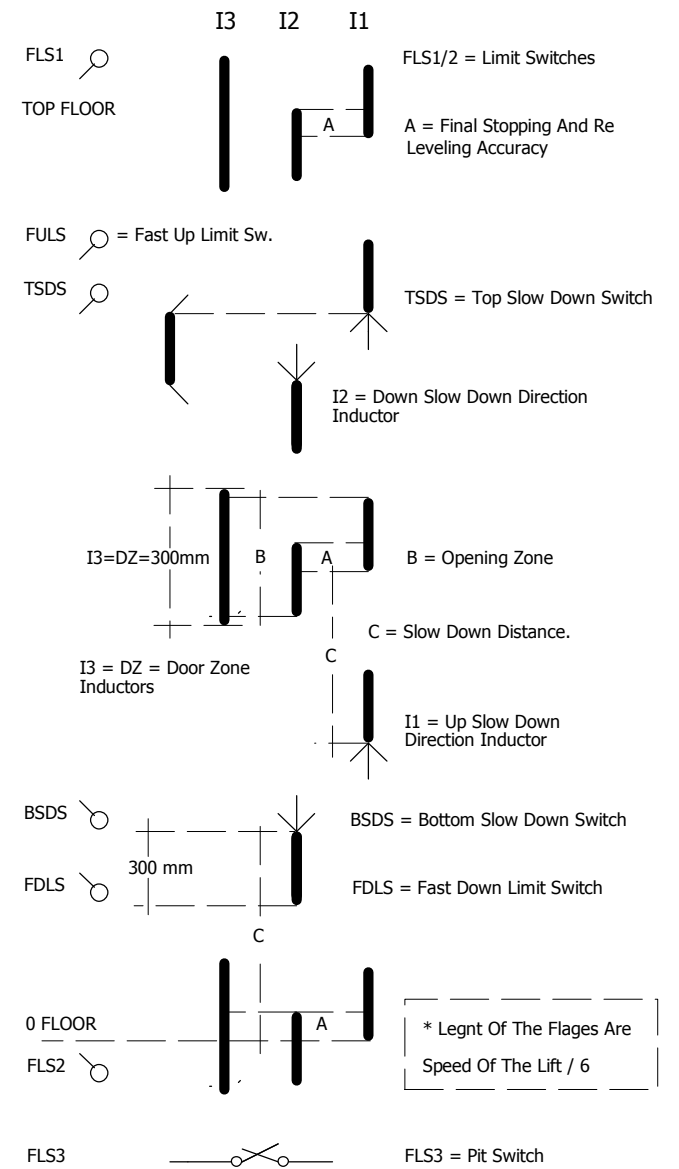
  

AC-2 SPEED = AC-2	0	0
VVVF = VF	1	0
HYDRAULIC = HYD	0	1
RESERVE NOT IN USE	1	1

DIP 1,2,3,4,5,6 - TOP FLOOR DEFINITION

DIP 7,8 - DRIVE SYSTEM MODE

Flags And Main Switches in The Shaft



REMARK: Please Define Slow Speed In Inspection Speed

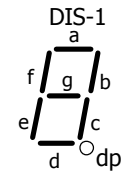
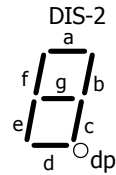
for Vf Application

- 1) Power Up Is Required After Any Change On SW1/2
- 2) DIP - 2 -For The Lobby Door Position At Parking programming Only By The TST
- 3) DIP - 4 - Is Not Available for AC-2 Drive System
- 4) DIP - 5 - Is Not Available for AC-2 And Hydraulic
- 5) DIP - 6,7,8 - Define the Lift Number For Group Control

APP. NAME :	Benci
APP. DATE :	



Title		
UML-51F SHAFT FLAGS AND MASTER DIP SWITCHES		
Size	Document Number	Rev
A4	UML-51F SHAFT FLAGS & MASTER DIP SW 020407	
Date:	Oct 22, 2008	Sheet 4 of 7



**FAILURES EXPLANATION**

a/2 - INDUCTORS I1 or I2 STOPPED FUNCTIONING  
 b/2 - PHOTO ELECTRIC EYE STOPPED ACTING  
 c/2 - DIESEL GENERATOR TERMINATION  
 d/2 - 60 sec. CAR DELAYED ON FLOOR  
 e/2 - SLOW SPEED TRAVELING TIMER  
 f/2 -INDUCTOR i3 DID NOT CHANGED AFTER START  
 g/2 -THE LIFT DOESN'T STOPPED IN DOOR ZONE  
 dp - LIGHTING CONTINUOUSLY = POWER ON  
 dp - WHEN FLASHING = GROUP COMMUNICATION FAILURE

a/1 - INTERLOCKS BRIDGED INDICATION AFTER INSPECTION  
 b/1 - TRAVELING TIMER OR OBSTRUCTION TIMER  
 c/1 - DOOR INTERLOCK FAILURE  
 d/1 - CAR FIREMAN MODE TAKEN OUT NOT AT THE MAIN HALL FIREFIGHTER KEY  
 e/1 - ONE OR MORE OF THE MAIN CONTACTORS DOSN'T RELEASE.  
 f/1 - DOOR OPEN LIMIT SWITCH DIDN'T OPENED  
 g/1 - HALL PUSH BUTTON STACKED  
 dp - LIGHTING CONTINUOUSLY = POWER ON  
 dp - WHEN FLASHING = PERMANENT SAFETIES OPENED

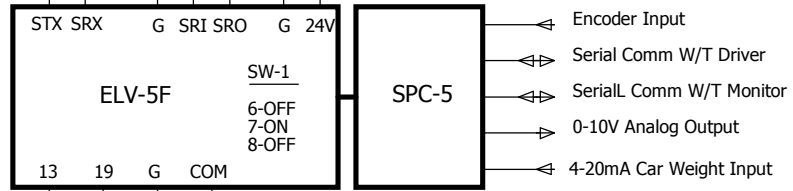
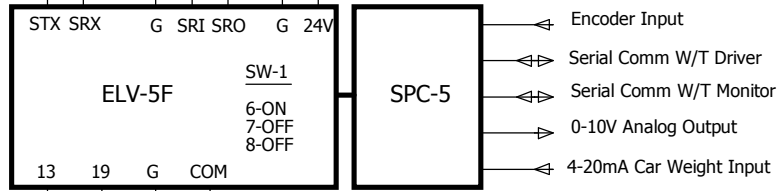
APP. NAME :	Benci
APP. DATE :	



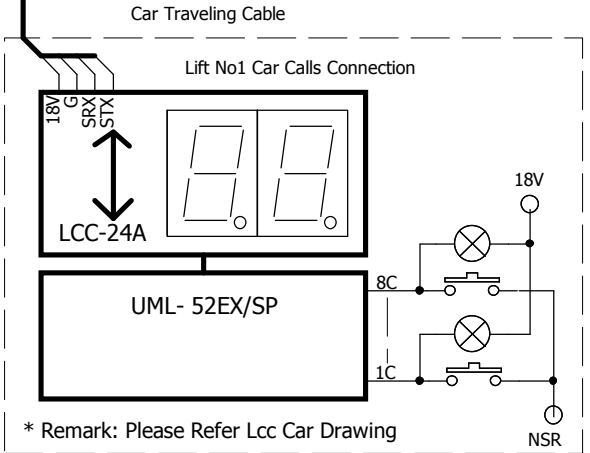
Title			ENG Failure List 020408
Size	Document Number	Rev	
A4	UML-51Full Serial Failures List	02	
Date:	Apr 02, 2008	Sheet	5 of 9

LIFT NO 1

LIFT NO 2

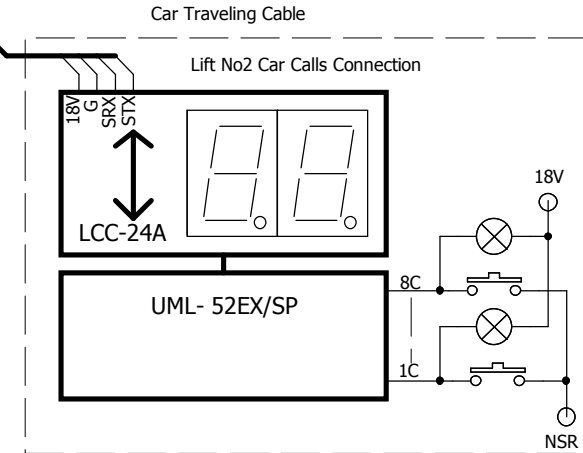
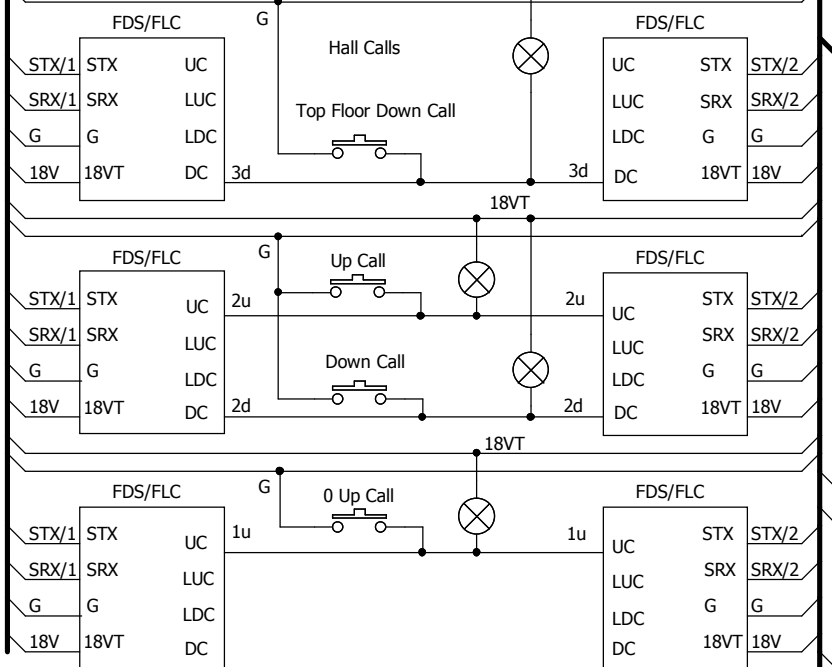


\*Twisted and Shilded Cable



\* Remark: Please Refer Lcc Car Drawing

xC - Car Call  
 xD - Down Hall Call  
 xU - Up Hall Call



Emergency Generator Switch  
 Hall Fireman Key Switch

The Same Principal For Larger Group Of Lifts  
 FDS Card Is a Digital Display and Including The  
 Same I/O Pin Connections as the FLC Card

APP. NAME : Benci  
 APP. DATE :



Title: UML-51F 2 CAR GROUP HALL CALLS  
 Size A4 Document Number EU UML51F DUPLEX 221008 Rev  
 Date: Oct 22, 2008 Sheet 6 of 7

LCC Slave Car Card dip switches modification. Ver:1.6 and On

SW 1234	Functions	D0	D1	D2	D3	D4	D5	D6	D7
1111- A	Car Call Inp	1C	2C	3C	4C	5C	6C	7C	8C/CD
	Car Call Out	1I	2I	3I	4I	5I	6I	7I	8I
0111 -B	Car Call Inp	9C	10C	11C	12C	13C	14C	15C	16C/CD
	Car Call Out	9I	10I	11I	12I	13I	14I	15I	16I
1011 -C	Car Call Inp	17C	18C	19C	20C	21C	22C	23C	24C/CD
	Car Call Out	17I	18I	19I	20I	21I	22I	23I	24I
0011 -D	Car Call Inp	25C	26C	27C	28C	29C	30C	31C	32C/CD
	Car Call Out	25I	26I	27I	28I	29I	30I	31I	32I
1101 -E	Car Call Inp	33C	34C	35C	36C	37C	38C	39C	40C/CD
	Car Call Out	33I	34I	35I	36I	37I	38I	39I	40I
0101 -F	Car Call Inp	41C	42C	43C	44C	45C	46C	47C	48C/CD
	Car Call Out	41I	42I	43I	44I	45I	46I	47I	48I
1001 -G	SP-1 Inp.	NSR	C93	LC/CD	FL	SOL	PHC	ROD	OD
	SP-1 Out.	L	RS		NUD	OL		O	C
0001 -H	Rear Inp.	1CR	2CR	3CR	4CR	5CR	6CR	7CR	8CR
	Rear Out	1CRI	2CRI	3CRI	4CRI	5CRI	6CRI	7CRI	8CRI
1110 -I	SP-2 Inp.		IND	CDR	AS	C18R	PHCR	RODR	ODR
	SP-2 Out.				NUDR			OR	CR

APP. NAME :	Benci
APP. DATE :	



Title		
LCC Slave Car Card dip switches list.		
Size	Document Number	Rev
A4	EU LCC SLAVE I_O MAP 221008	
Date:	Oct 22, 2008	Sheet 7 of 7